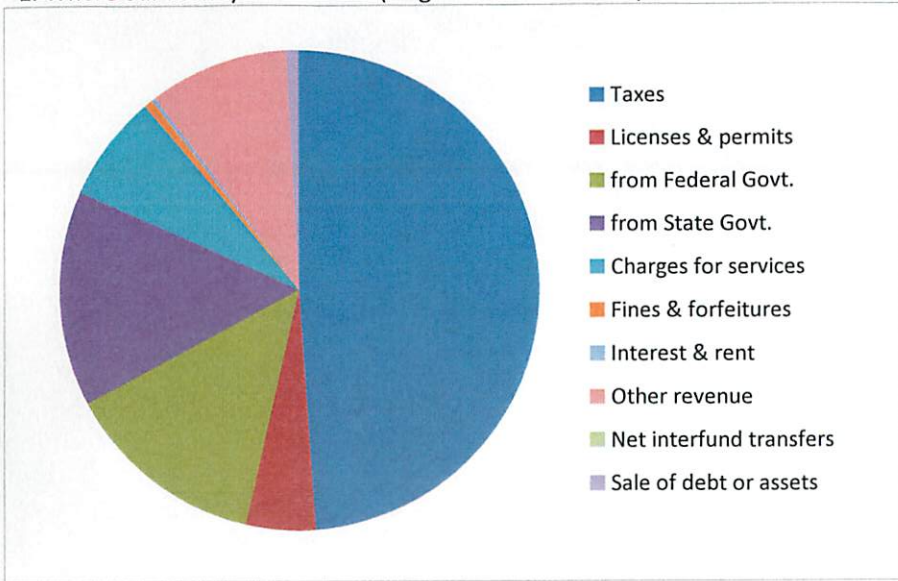


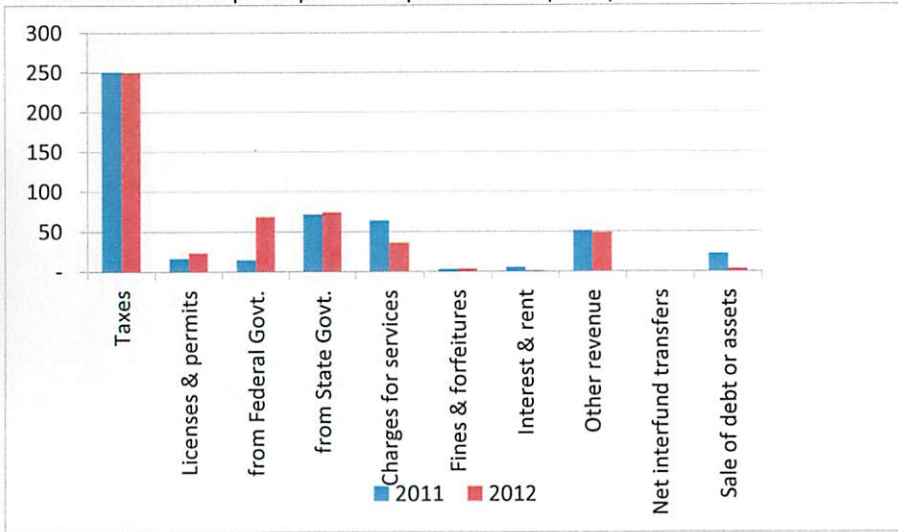
1. Where our money comes from (all governmental funds)



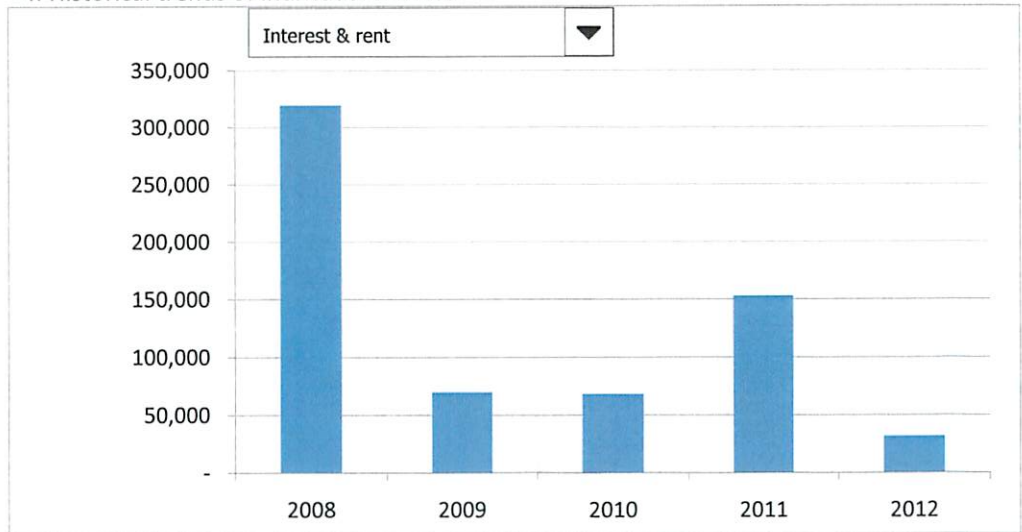
2. Compared to the prior year

	<u>2011</u>	<u>2012</u>	<u>% change</u>
Taxes	\$ 6,822,298	\$ 6,785,512	-1%
Licenses & permits	459,854	642,541	0
from Federal Govt.	401,953	1,865,571	4
from State Govt.	1,951,837	2,017,173	3%
Charges for services	1,743,436	985,095	-43%
Fines & forfeitures	91,778	96,576	5%
Interest & rent	153,105	31,742	-79%
Other revenue	1,404,371	1,320,780	-6%
Net interfund transfers	-	-	n/a
Sale of debt or assets	610,305	99,296	-84%
	<u>\$ 13,638,937</u>	<u>\$ 13,844,286</u>	2%

3. Revenue sources per capita - compared to the prior year

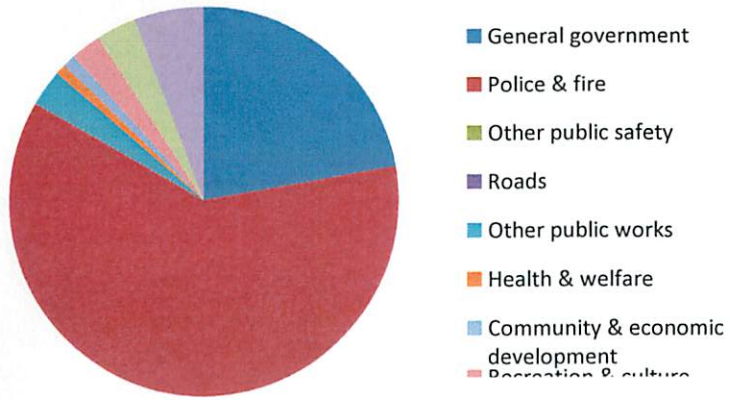


4. Historical trends of individual sources



Commentary:

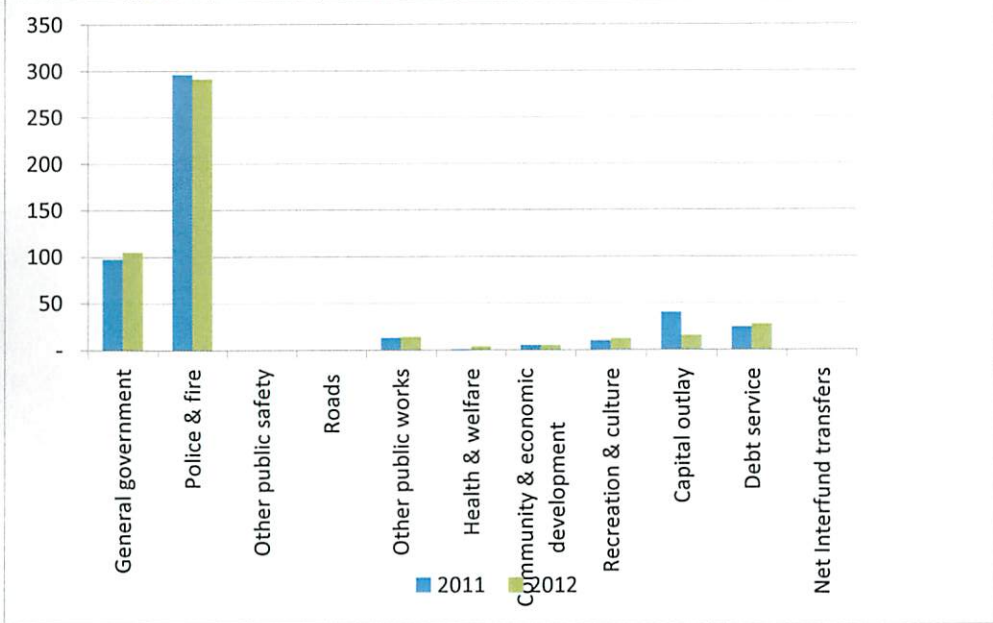
1. Where we spend our money (all governmental funds)



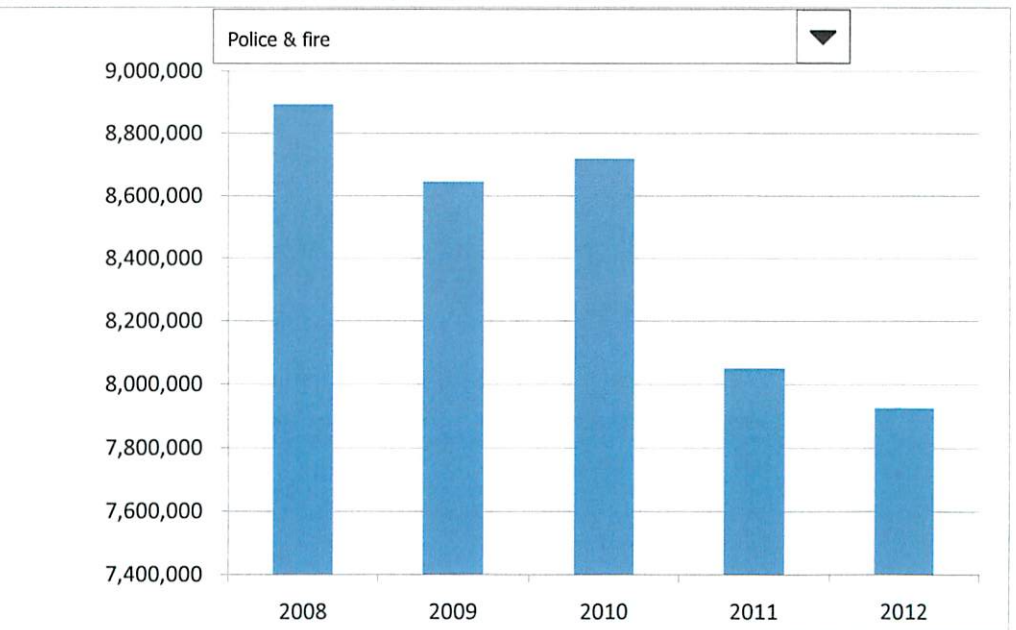
2. Compared to the prior year

	2011	2012	% change
General government	\$ 2,653,991	\$ 2,855,866	8%
Police & fire	8,050,395	7,925,466	-2%
Other public safety	-	-	n/a
Roads	-	-	n/a
Other public works	362,879	385,013	6%
Health & welfare	29,621	102,913	247%
Community & economic development	153,614	137,164	-11%
Recreation & culture	279,790	337,071	20%
Capital outlay	1,097,184	422,546	-61%
Debt service	671,161	751,527	12%
Interfund transfers (net)	-	-	n/a
total expenditures	\$ 13,298,635	\$ 12,917,566	-3%

3. Spending per capita - compared to the prior year



4. Historical trends of individual departments:

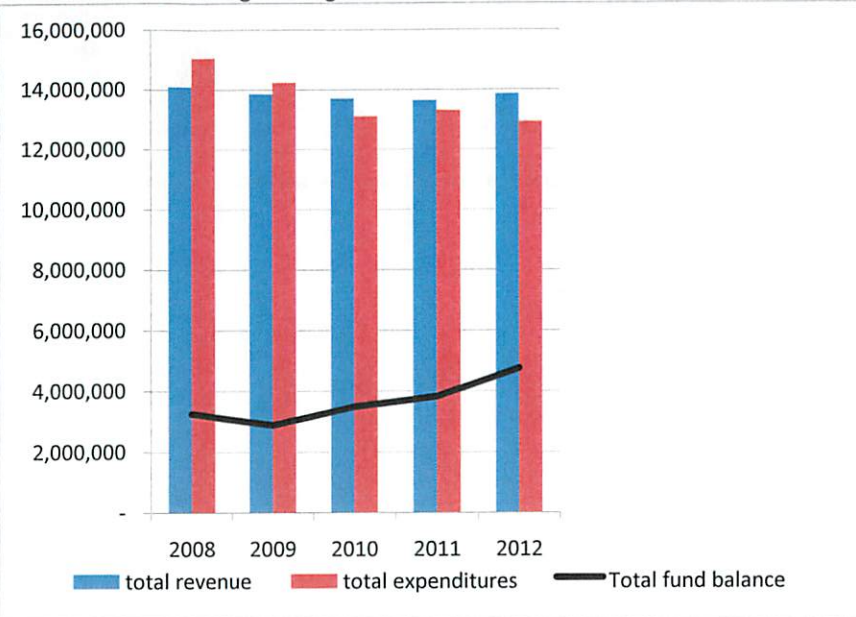


Commentary:

CITIZENS' GUIDE TO LOCAL UNIT FINANCES - Plymouth Charter Township 821070

FINANCIAL POSITION

1. How have we managed our governmental fund resources (fund balance)?



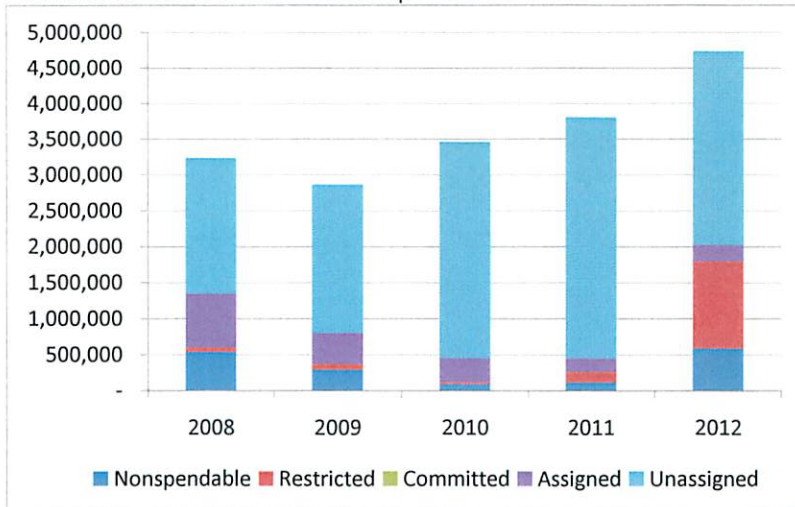
2. Compared to the prior year

	2011	2012	% change
Revenue	13,638,937	13,844,286	2%
Expenditures	13,298,635	12,917,566	-3%
Surplus (shortfall)	340,302	926,720	172%
Fund balance, by component:			
Nonspendable	115,746	591,062	411%
Restricted	146,670	1,201,775	719%
Committed	-	-	#DIV/0!
Assigned	188,027	229,762	22%
Unassigned	3,350,696	2,705,260	-19%
total fund balance	3,801,139	4,727,859	24%

3. Fund balance per capita - compared to the prior year



4. Historical trends of individual components

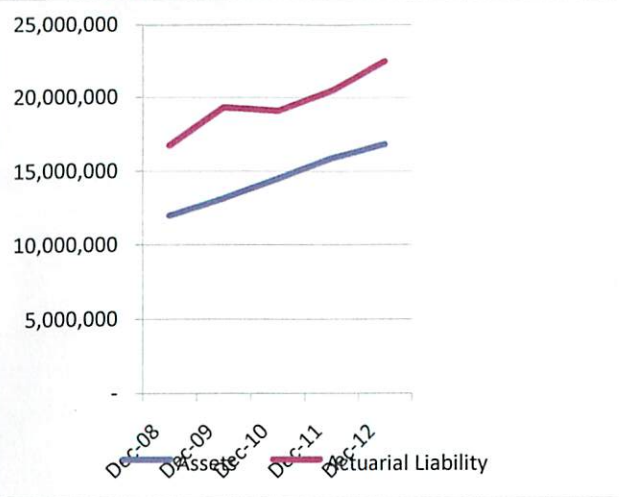


Commentary:

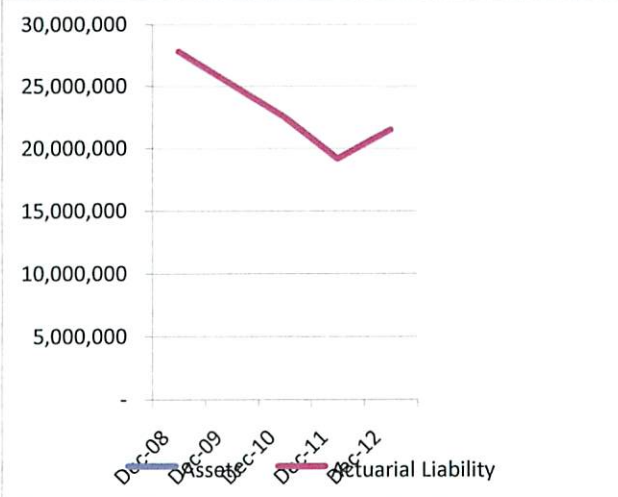
CITIZENS' GUIDE TO LOCAL UNIT FINANCES - Plymouth Charter Township 821070

OTHER LONG TERM OBLIGATIONS

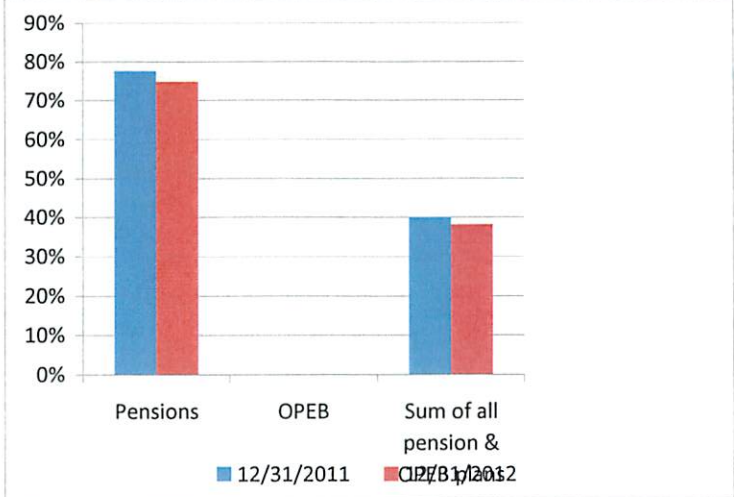
1. Pension funding status



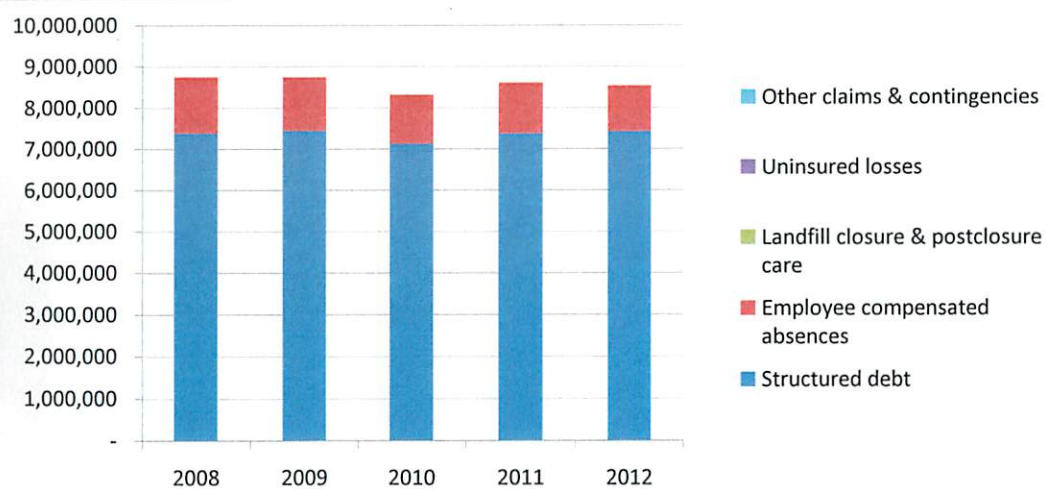
2. Retiree Health care funding status



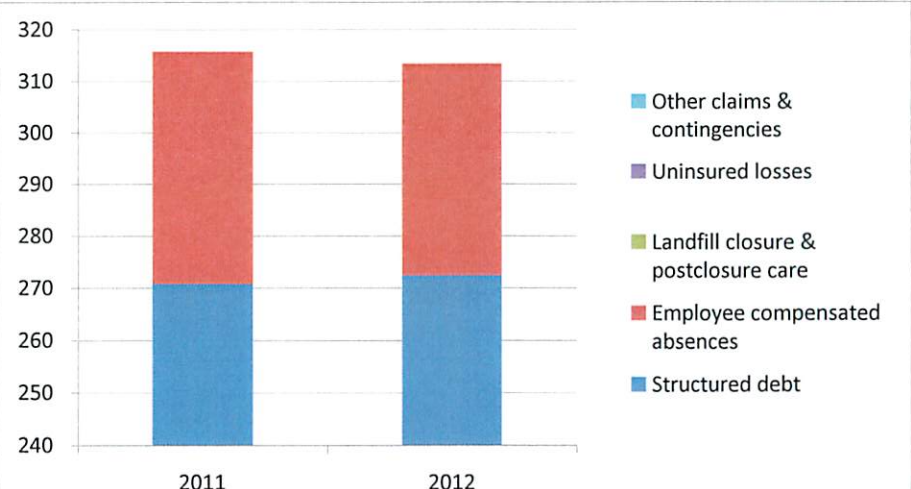
3. Percent funded - compared to the prior year



4. Long Term Debt obligations:



5. Debt & other long term obligations per capita - compared to the prior year



Commentary:

For more information on our unit's finances, contact Treasurer Ron Edwards at (734) 354-3211.