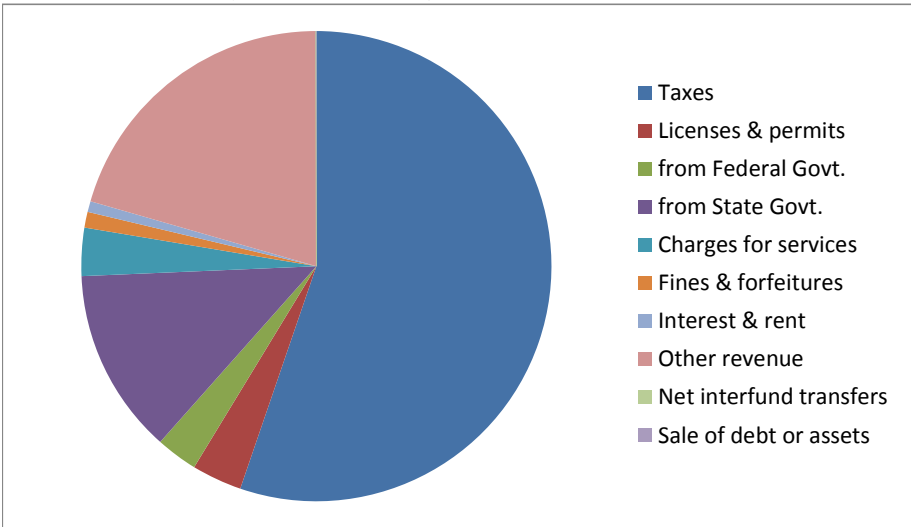


**CITIZENS' GUIDE TO LOCAL UNIT FINANCES - Plymouth Township**

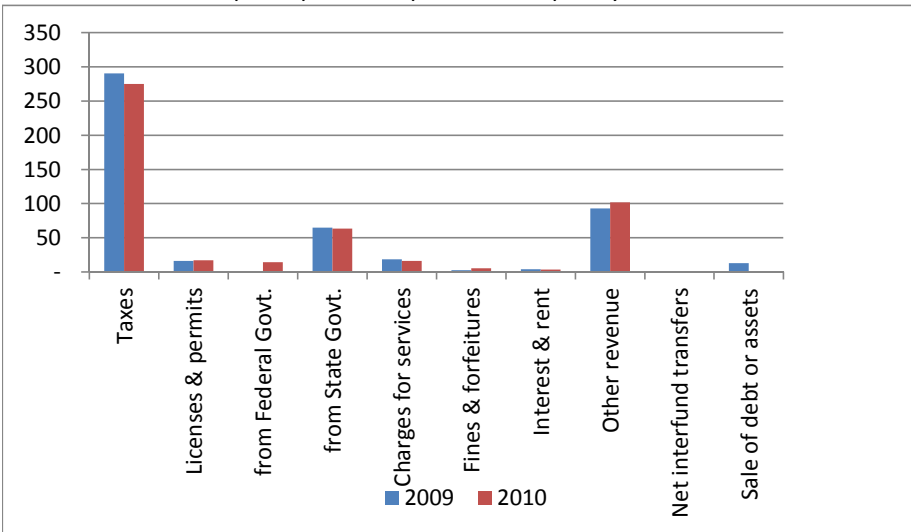
1. Where our money comes from (all governmental funds)



2. Compared to the prior year

	2009	2010	% change
Taxes	\$ 7,989,775	\$ 7,568,643	-5%
Licenses & permits	442,000	473,989	0
from Federal Govt.	26,830	393,087	14
from State Govt.	1,785,365	1,749,463	-2%
Charges for services	510,007	451,973	-11%
Fines & forfeitures	75,715	149,998	98%
Interest & rent	107,427	101,429	-6%
Other revenue	2,562,790	2,808,382	10%
Net interfund transfers	-	-	-
Sale of debt or assets	351,000	5,475	-98%
<b>Total</b>	<b>\$ 13,850,909</b>	<b>\$ 13,702,439</b>	<b>-1%</b>

3. Revenue sources per capita - compared to the prior year



4. Historical trends of individual sources



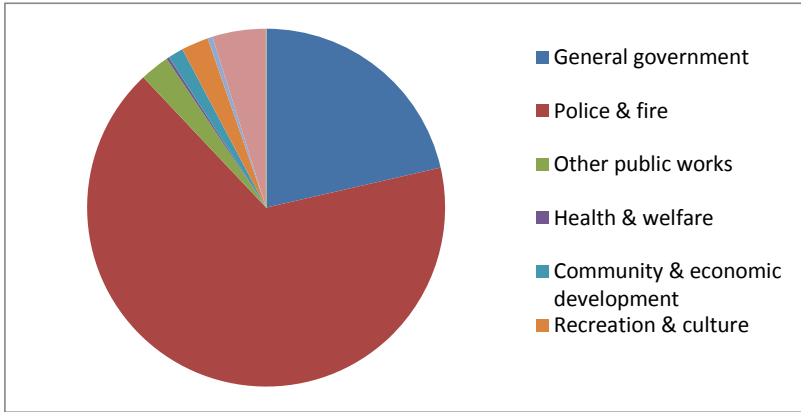
Commentary:

For more information on our unit's finances, contact Ron Edwards at 734.354.3214

**CITIZENS' GUIDE TO LOCAL UNIT FINANCES - Plymouth Township**

EXPENDITURES

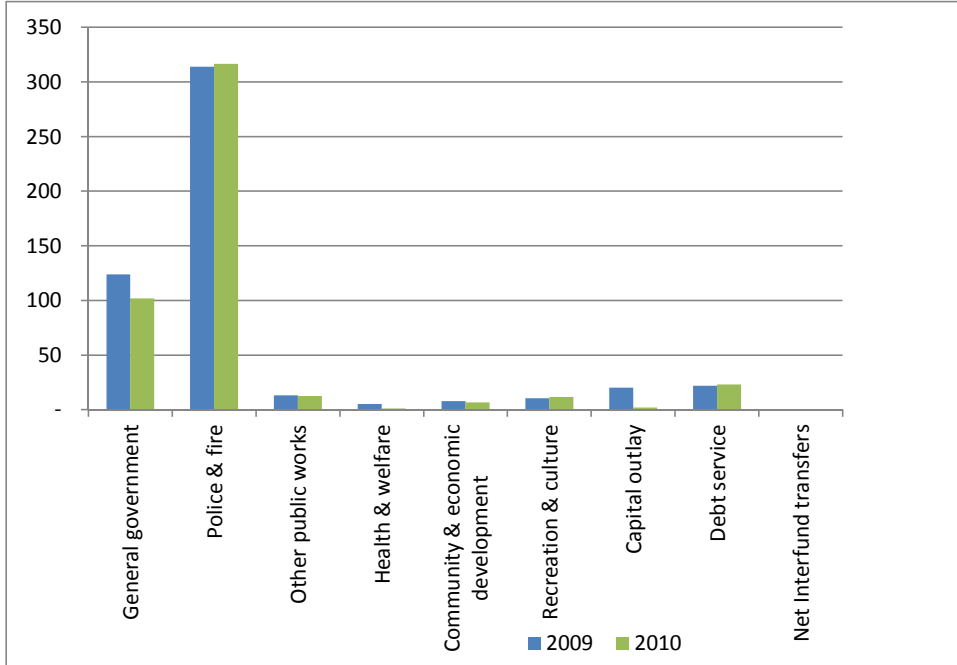
1. Where we spend our money (all governmental funds)



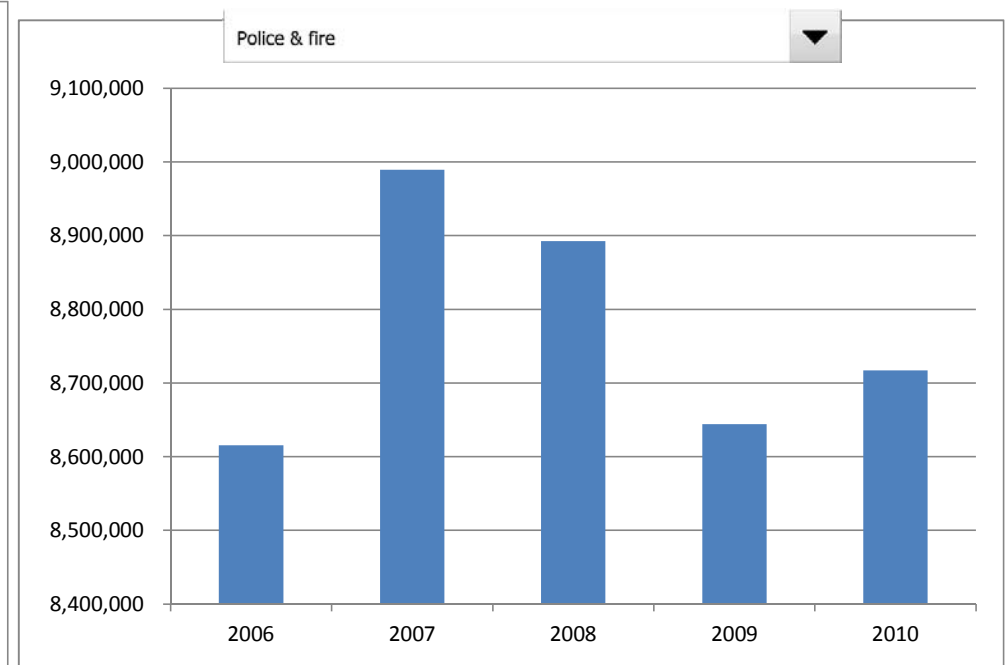
2. Compared to the prior year

	2009	2010	% change
General government	\$ 3,405,503	\$ 2,806,767	-18%
Police & fire	8,644,016	8,717,146	1%
Other public safety	-	-	n/a
Roads	-	-	n/a
Other public works	364,112	347,687	-5%
Health & welfare	141,392	33,420	-76%
Community & economic developr	217,086	182,527	-16%
Recreation & culture	291,675	319,751	10%
Capital outlay	557,429	58,091	-90%
Debt service	603,648	636,473	5%
Interfund transfers (net)	-	-	n/a
<b>total expenditures</b>	<b>\$ 14,224,861</b>	<b>\$ 13,101,862</b>	<b>-8%</b>

3. Spending per capita - compared to the prior year



4. Historical trends of individual departments:

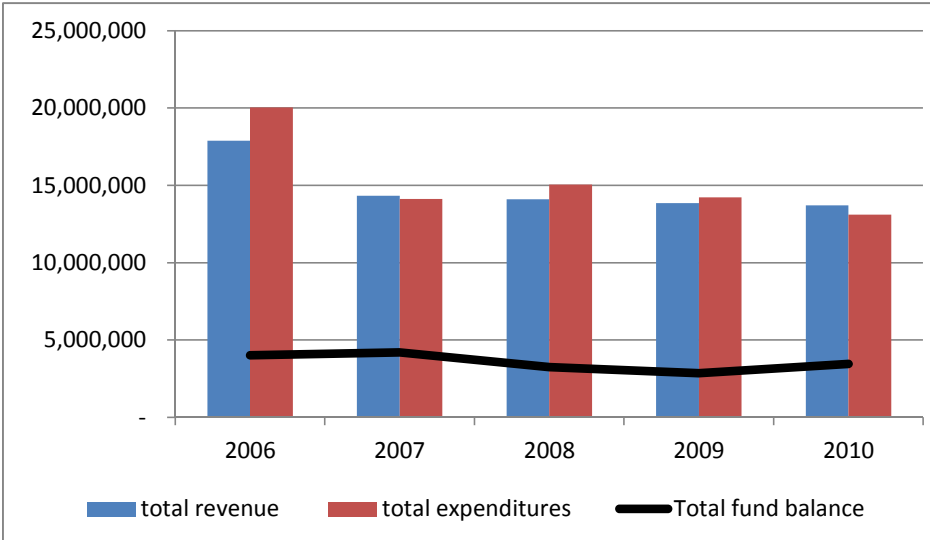


Commentary:

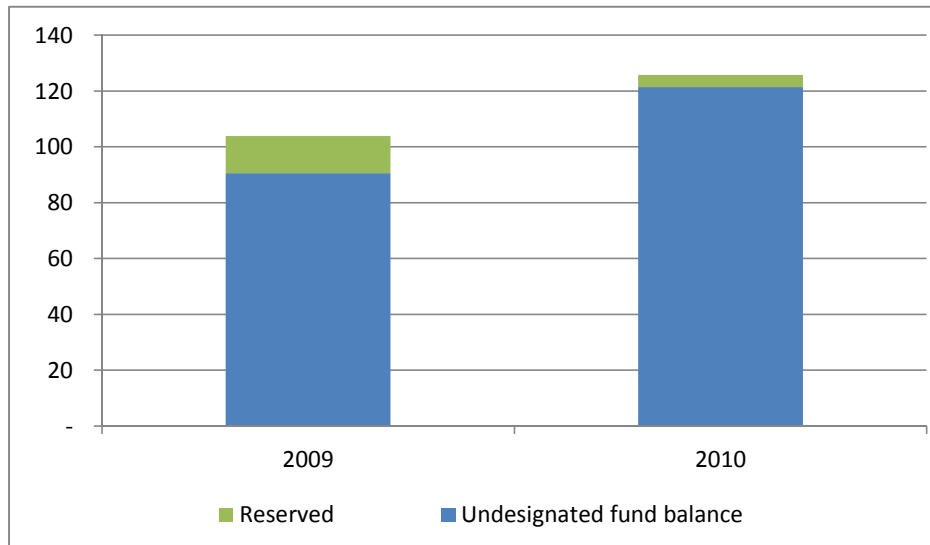
For more information on our unit's finances, contact Ron Edwards at 734.354.3214

**CITIZENS' GUIDE TO LOCAL UNIT FINANCES - Plymouth Township**

1. How have we managed our governmental fund resources (fund balance)?



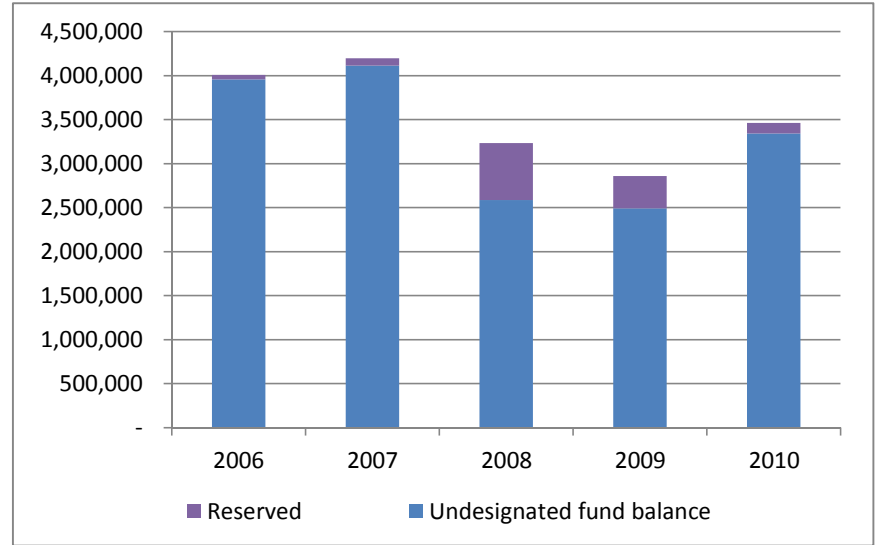
3. Fund balance per capita - compared to the prior year



2. Compared to the prior year

	FINANCIAL POSITION		
	2009	2010	% change
Revenue	13,850,909	13,702,439	-1%
Expenditures	14,224,861	13,101,862	-8%
Surplus (shortfall)	(373,952)	600,577	-261%
Fund balance, by component:			
Reserved	368,036	117,922	-68%
Designated	-	-	-
Undesignated	2,492,224	3,342,915	34%
total fund balance	2,860,260	3,460,837	21%

4. Historical trends of individual components

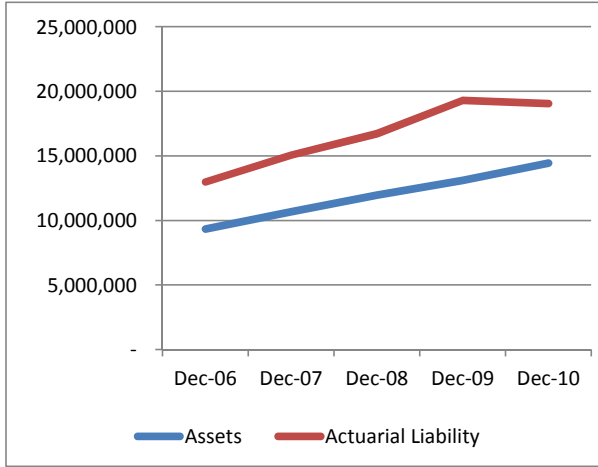


Commentary:

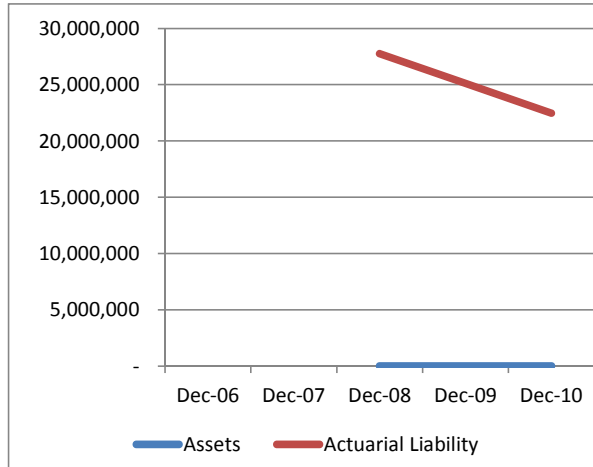
**CITIZENS' GUIDE TO LOCAL UNIT FINANCES - Plymouth Township**

**OTHER LONG TERM OBLIGATIONS**

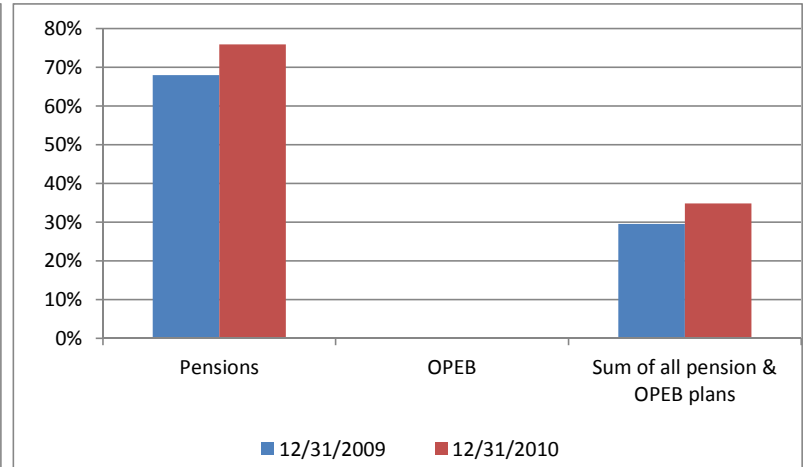
1. Pension funding status



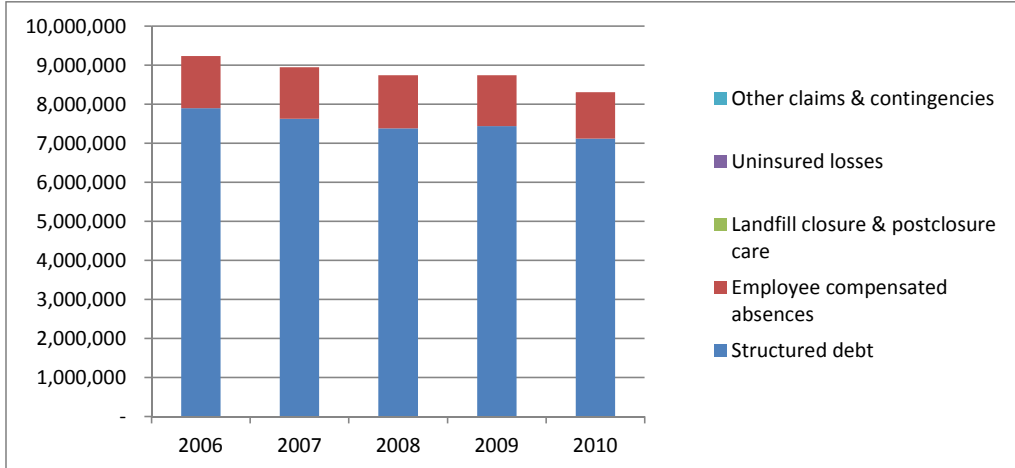
2. Retiree Health care funding status



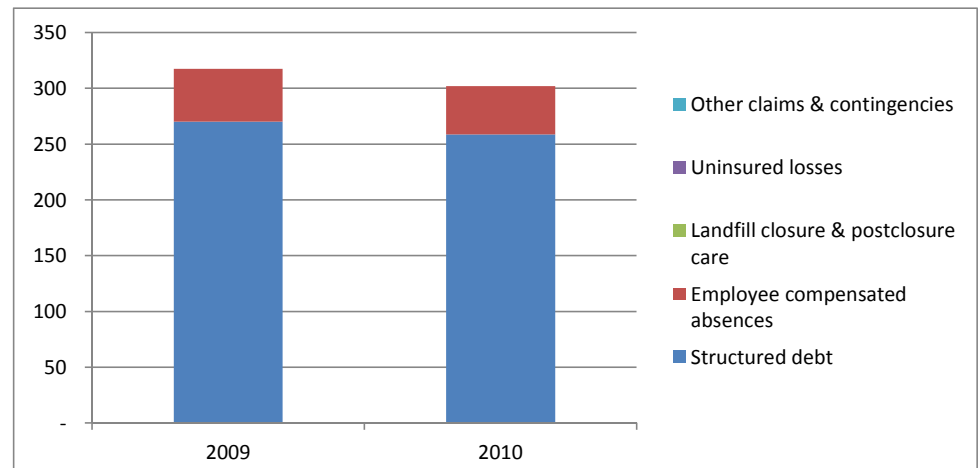
3. Percent funded - compared to the prior year



4. Long Term Debt obligations:



5. Debt & other long term obligations per capita - compared to the prior year



Commentary:

For more information on our unit's finances, contact Ron Edwards at 734.354.3214